

FOOTBALL

Module 3.0

Football Properties: Pee-Wee Football vs Foam Football

GRADES K – 2nd





What Do You Need?

Supplies Provided

[Worksheets](#), Pee-Wee and Foam Footballs, Weight Scale and Tape Measures

Materials Needed

Pencils

Engage

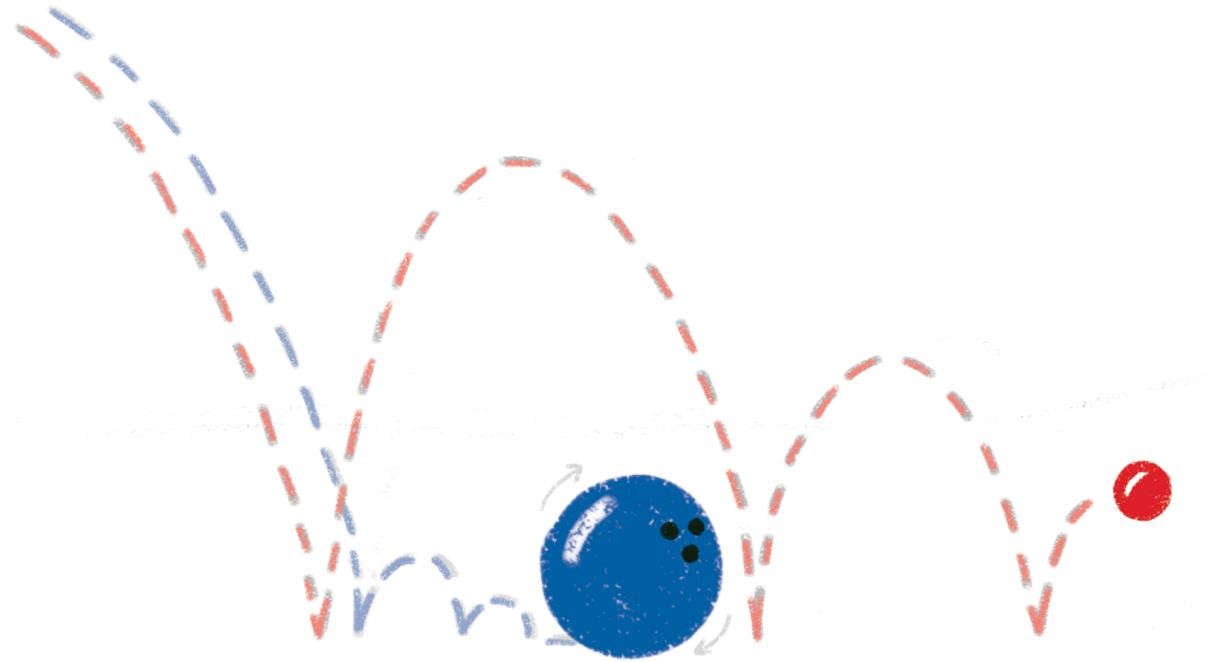
Play catch with each football!

Explore

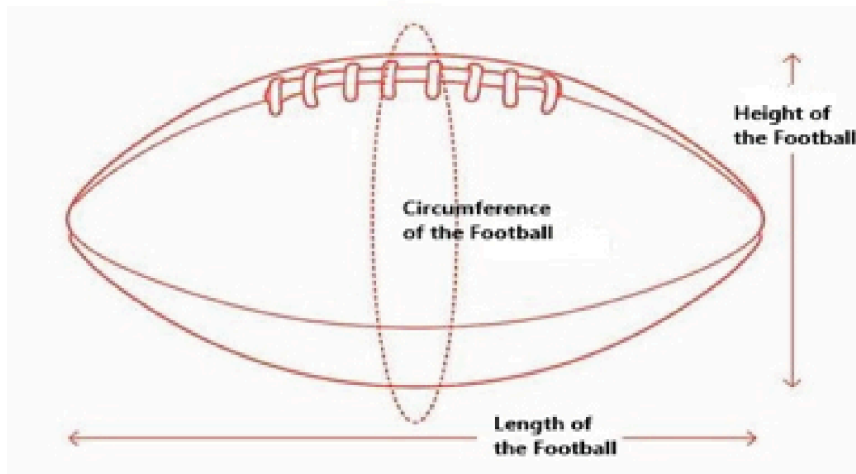
Did you notice any differences or similarities of each football?
Use the [worksheet](#).

Explain

Learn about how properties can affect the behavior of an object.



Elaborate



Does the size of the football affect the ball's behavior? Use the [worksheet](#) to support your findings.

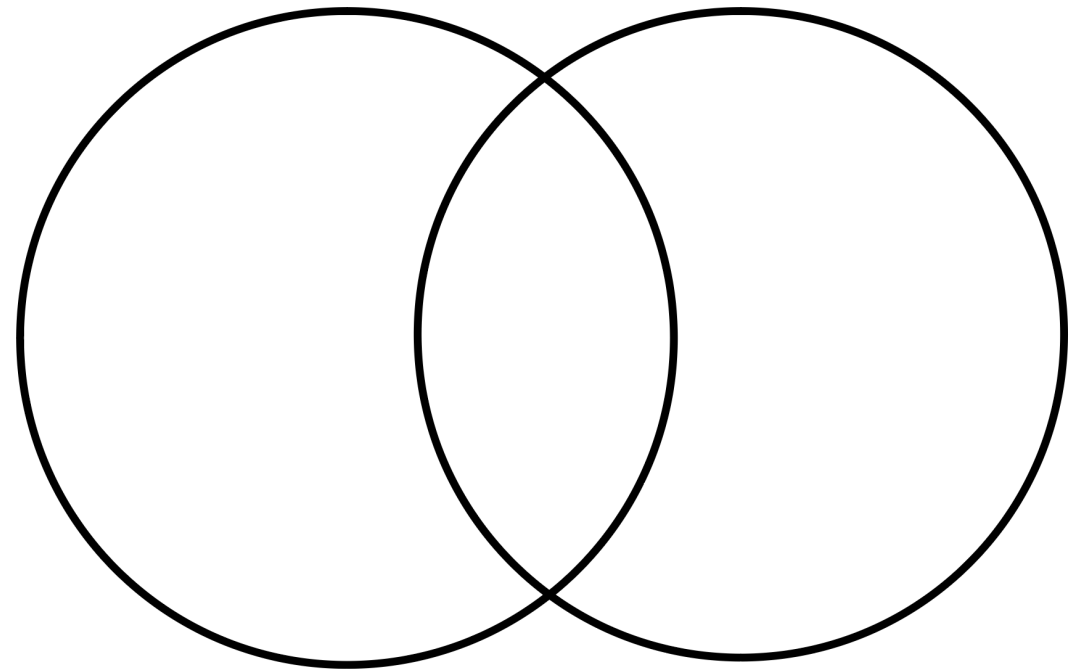
Evaluate

Based on your findings, how does each ball behave differently?

Extend

Challenge Yourself!

Learn about a *Venn* diagram and chart your similarities and differences.





What is your Dream Job?

STEM Jobs in Sports

- Product Development Scientist
- Team Merchandise Designer
- Sports Equipment Manufacturer
- League Director
- Quarterback Coach

Want to continue the education?
Visit us at <https://stemsports.com/>
OR
Tag us @stemsportsusa



STEMSportsUSA



@STEMSportsUSA



STEMSportsUSA



STEMSportsUSA/pins



@STEMSportsUSA



STEM Sports

