

Name: \_\_\_\_\_

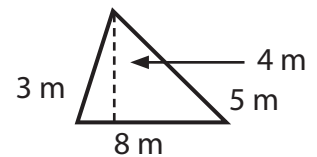
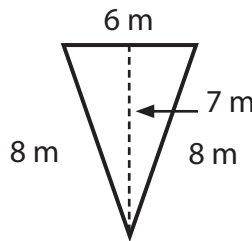
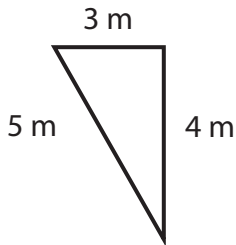
Class: \_\_\_\_\_

# Skating in the Zone

GRADES 6-8

## Explain

Use the formula  $A = \frac{1}{2}BH$  to calculate the area of the triangles below.



## Elaborate

Outline the shooting triangle and measure all three sides. Then use the table to record if each student made or missed their shot from this location.

Shot Location 1		Shot 1	Shot 2	Shot 3
Side Lengths of Triangle:	Person 1			
Base =                  Height =	Person 2			
Area Calculation:	Person 3			
	Person 4			

Shot Location 2		Shot 1	Shot 2	Shot 3
Side Lengths of Triangle:	Person 1			
Base =                  Height =	Person 2			
Area Calculation:	Person 3			
	Person 4			

Name: \_\_\_\_\_

Class: \_\_\_\_\_

# Skating in the Zone

GRADES 6-8

Shot Location 3		Shot 1	Shot 2	Shot 3
Side Lengths of Triangle:	Person 1			
Base =                  Height =	Person 2			
Area Calculation:	Person 3			
	Person 4			

Shot Location 4		Shot 1	Shot 2	Shot 3
Side Lengths of Triangle:	Person 1			
Base =                  Height =	Person 2			
Area Calculation:	Person 3			
	Person 4			

Name: \_\_\_\_\_

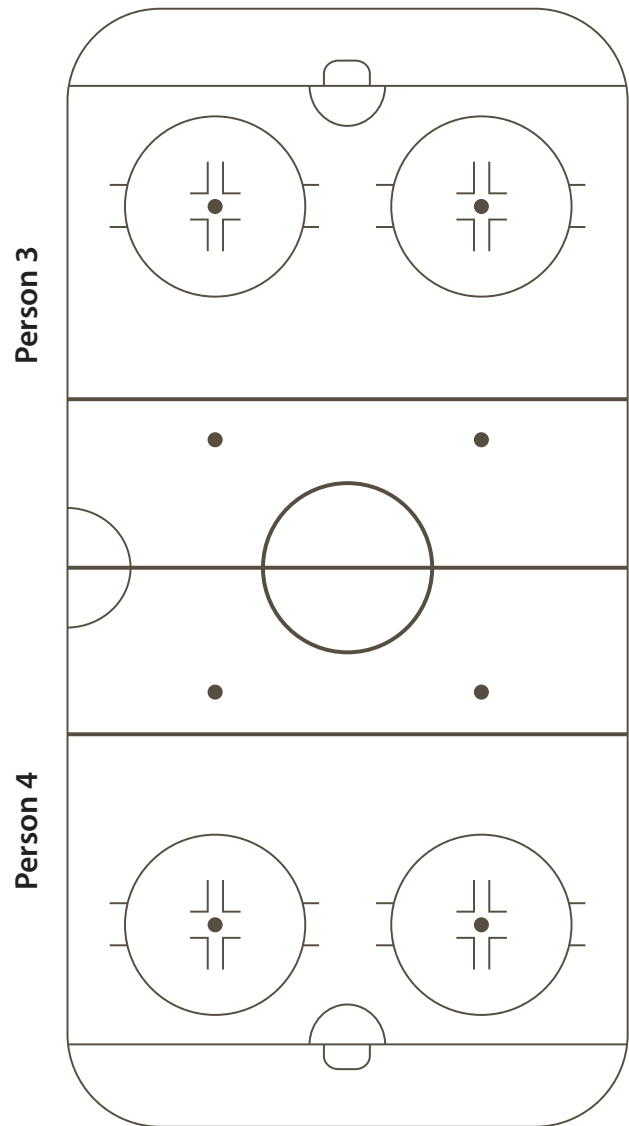
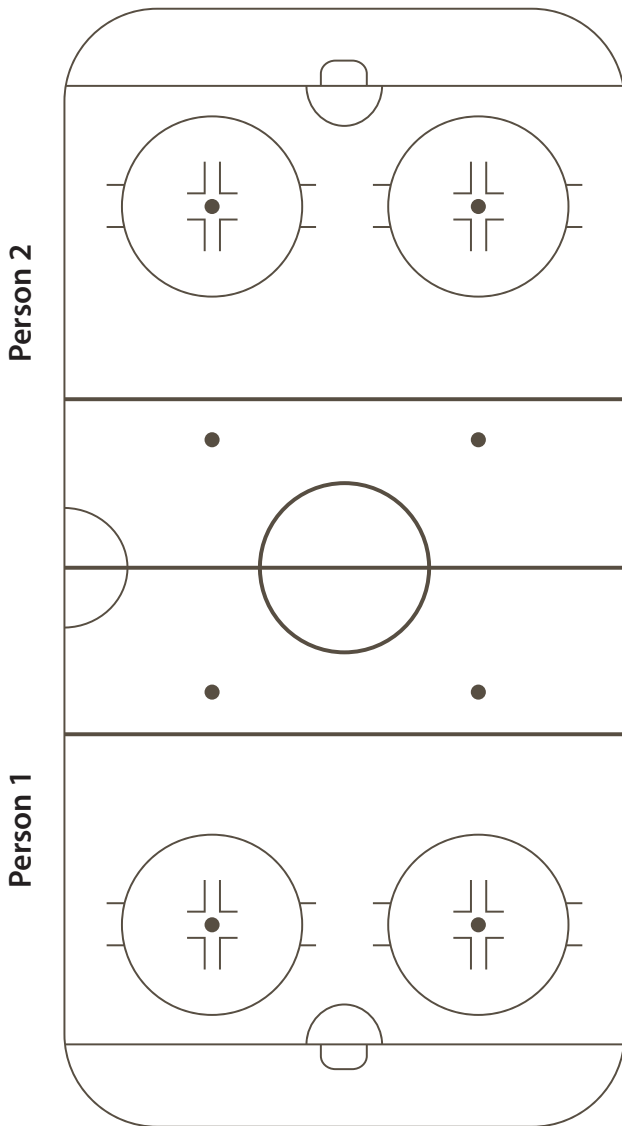
Class: \_\_\_\_\_

# Skating in the Zone

GRADES 6-8

## Evaluate

Sketch the shooting triangle for each of the four shot locations. Label each side with correct measurements and include the area in the center.



Name: \_\_\_\_\_

Class: \_\_\_\_\_

# Skating in the Zone

GRADES 6-8

## Extend

**Claim:** What is the relationship between the shooting triangle area and number of goals scored?

**Evidence:** Using your data, explain why your claim is supported.

**Reasoning:** Justify your response.