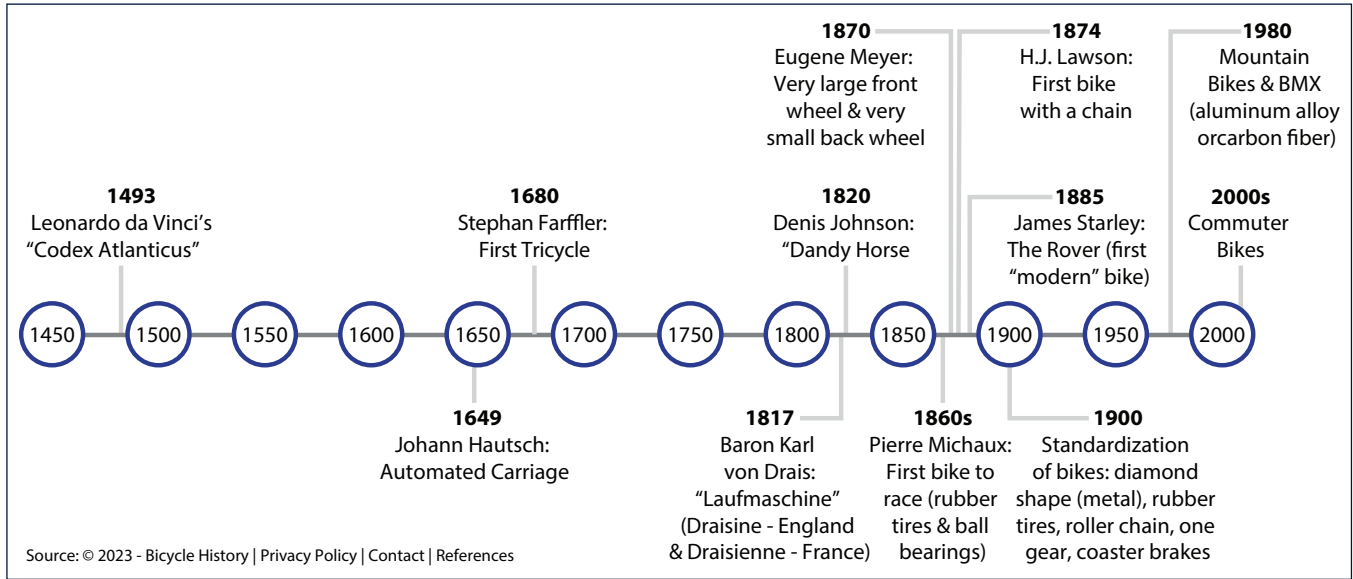


Name: _____


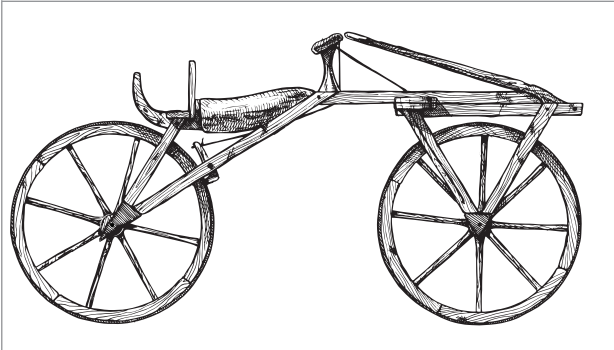
Class: _____

Advancements in Bike Technology

GRADES 6-8






Engage/Explore

Bike	Observations with Numbers	Observations with Words	Inference: Why was there a design change?
			
			

Advancements in Bike Technology

GRADES 6-8

Engage/Explore

Bike	Observations with Numbers	Observations with Words	Inference: Why was there a design change?
 <p>PHOTO: Copy of an engraving from The Women's velocipede, its history, varieties, and practice by J.T. Goddard, p. 85. (Wikimedia Commons)</p>			
			
			

Name: _____

Class: _____

Advancements in Bike Technology

GRADES 6-8

Engage/Explore

1. What would you consider the single greatest advancement in bike technology over the last 200 years? Explain.

2. Hypothesize: Why has the bicycle changed more in the last 130 years [1860s - 2000s] than it did in the previous 350+ years [1493 - 1850]?

3. What year do you feel the first bike provided safety features, yet performed well? Explain.

4. There are a variety of bicycles available for purchase, such as the mountain bike, beach cruiser, and 10-speed. What style do you think riders prefer and why?

Advancements in Bike Technology

GRADES 6-8

Elaborate

Brainstorm three designs to improve bike technology to prevent injuries and increase performance. Use the image on page 78 to identify and label parts of the bike for safety and performance.

Design 1	
Design 2	
Design 3	

Name: _____

Class: _____

Advancements in Bike Technology

GRADES 6-8

Evaluate

Select your best design: Use your observations and inferences from the *Explore* and *Explain* sections to justify why your design will prevent injuries and increase performance.